

Department of Science and Higher Education, Russia
Ural Branch of the Russian Academy of Sciences
Institute of Engineering Science UB RAS
Institute of Strength Physics and Materials Science SB RAS
Institute of Mathematics and Mechanics UB RAS

The International Conference on
**MECHANICS, RESOURCE AND DIAGNOSTICS OF MATERIALS AND
STRUCTURES**

May 18 to May 22, 2020 Ekaterinburg, Russia

THE SCIENTIFIC SIGNIFICANCE OF THE CONFERENCE

- New techniques for studying and predicting the service life of mechanisms and structures under production and operation, which are based on a complex approach to the evaluation of a current state of engineering and functional materials in terms of nondestructive testing, material science and mechanics.
- Methodology of using the results of nondestructive testing and material science analysis in models of mechanics to predict the service life of materials and structures.
- State-of-the-art technologies of material design, production, processing and testing aimed at increasing the level of functional properties, durability, reliability and survivability of machine parts and structural components operated under extreme conditions.
- Interdisciplinary approach to studying advanced materials with a multilevel hierarchic structure in order to create new processes and reliable structures.

TRANSLATION OF CONFERENCE

Direct broadcast of the plenary sessions and sections in room “A” will be available from site

<http://imach.videoticket.ru/>

REMOTE PARTICIPATION IN THE CONFERENCE

For remote participation in the plenary session and sections one should pass for one of the presented links and to put the plugin Skype for Business Web App.

The schedule of channels and links will be prepared after publication of the conference program.

ATTENTION: Channel of the plenary session is available for pre-testing, which is highly recommended to hold in advance. Channels of rooms “A” and “B” work during the conference.

EQUIPMENT FOR REMOTE PARTICIPATION

Remote participation in the plenary session and the sections is possible from computers with operating system Windows 7/8/10, Mac OS, Unix, tablets or phones running iOS, Android or Windows Mobile.

CONNECTION TO CHANNEL OF CONFERENCE FROM PC

To attach to conference channel, you need a PC with Windows 7/8/10 or MacOS, etc. The PC must necessarily be provided with loudspeakers, microphones or a hands-free kit. A video camera is optional. If it is available, you can be visible by Conference participants.

PLEASE NOTE:

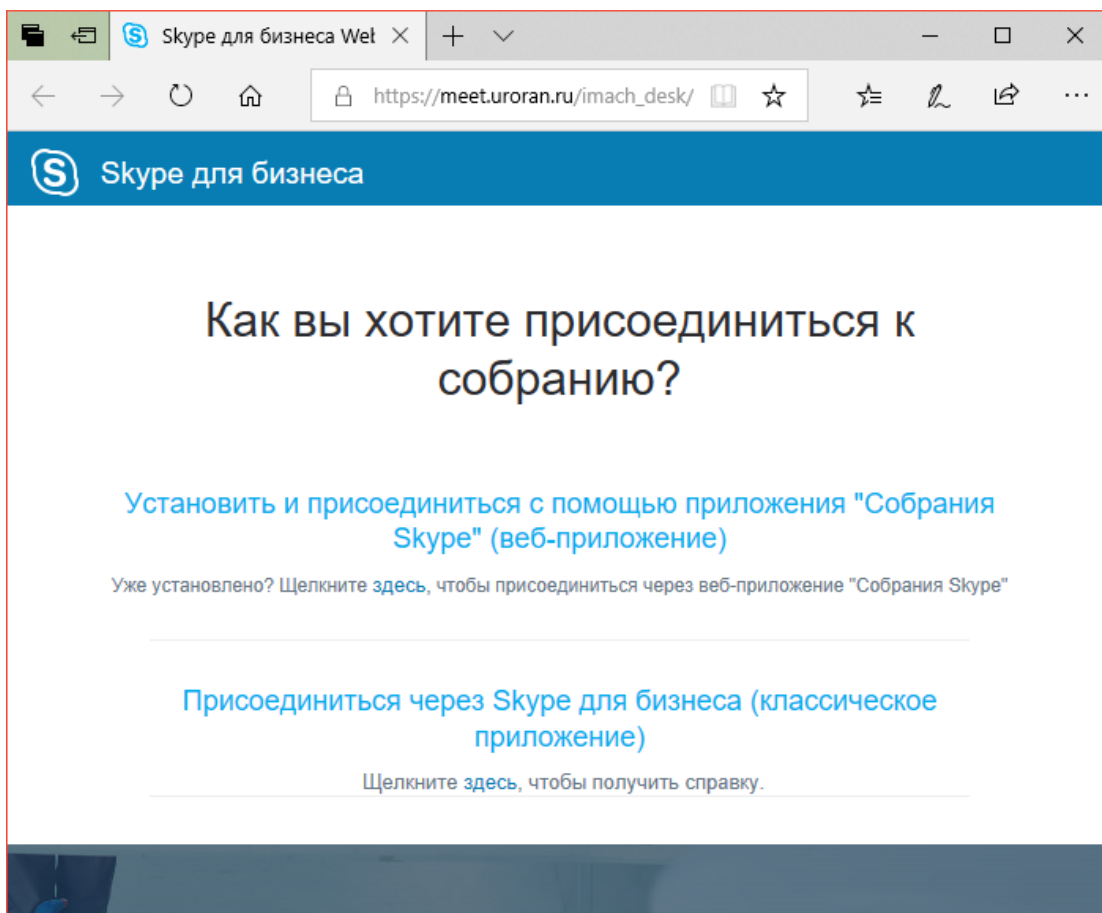
1. If you have no microphone, you will not be able to hear anything from the loudspeakers. You should get any microphone and plug it in the red connector of your system unit. As a rule, a notebook has its own microphone.
2. If you have Windows XP, sound is not accessible (even if you have all the required sound equipment). You should choose a PC with a more recent operating system.

THE INSTALL PROCEDURE

1. Start browser to go through the link of channel. For initial configuration, it is recommended to use the channel of the plenary session:

The channel will work from 20 April 2020

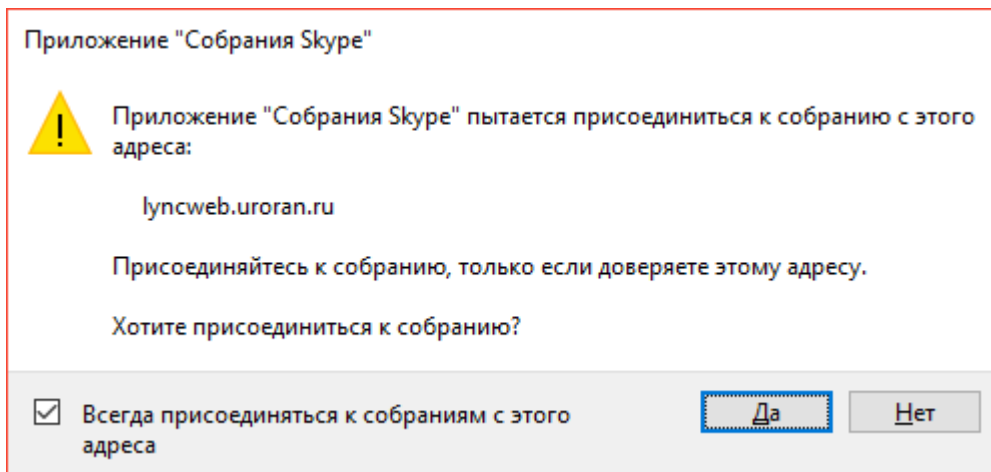
2. After that, a link will be offered to connect by Skype plugin.



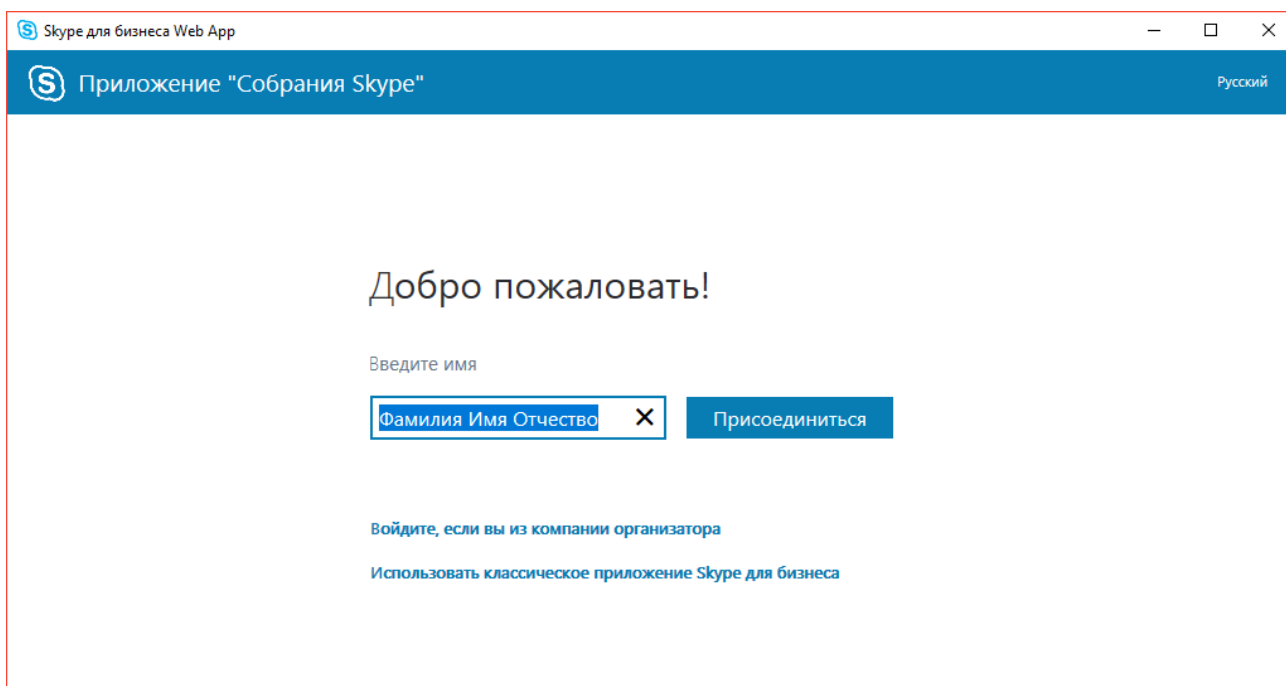
Activate the link to install plugin SkypeMeetingsApp.msi (also can be named SkypeForBusinessPlugin.msi). Give all the required accesses for it.

ATTENTION! You should not use free Microsoft Lync (from the Marketplace) offered by Microsoft Edge in Windows 10. Unlike the licensed Microsoft Lync, free Microsoft Lync will not work.

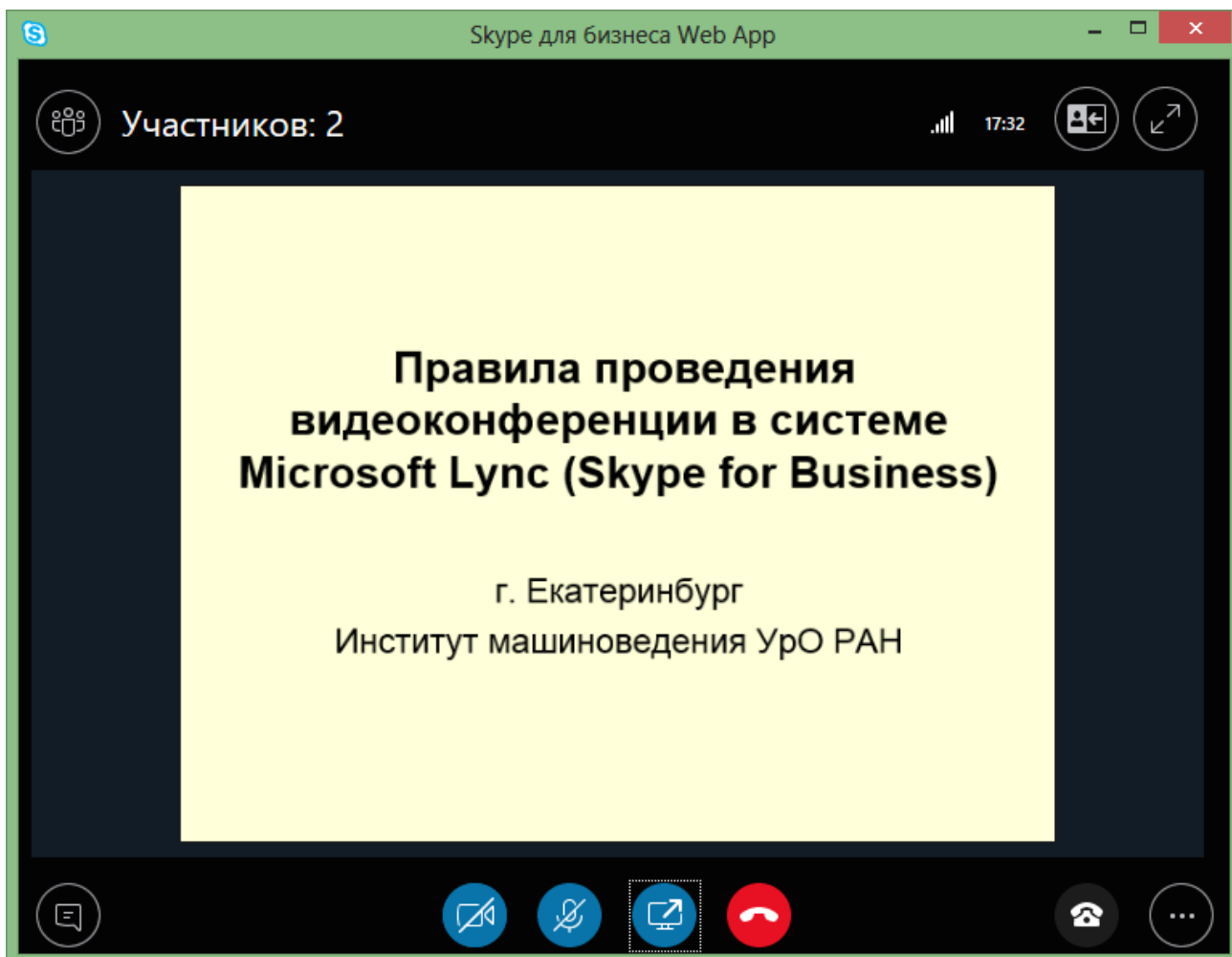
3. Allow joining to the meeting:



4. Enter your name as a conference participant and the button “Join”.



5. After that, you are present at the meeting. Please, note the availability of FOUR round buttons under the presentation, one of them being the microphone. If only THREE of them are available – THE SOUND CHANNEL DOES NOT WORK.



5.1. If there is no microphone button, please check your microphone in a casual Skype (Echo/Sound Test Service option) and attach to the Channel once more.

5.2. If the microphone works but there are no four microphone buttons,
- Delete Skype for Business Plug-in or Skype Meetings App via the Control Panel.
- Attach to the Channel by resetting the Plug-in and giving it ALL THE REQUIRED ACCESS PERMISSIONS.

5.3. In some cases, you may have to choose another PC.

CONNECTION TO CHANNEL OF CONFERENCE FROM TABLET/PHONE

It is recommended to connect by Wi-Fi network so do not waste expensive 3G traffic.

1. Install on your device to Skype for Business.
 - For Apple devices it is downloaded from the Apple Store
 - For devices with Android from the Play Market
 - For devices with Windows Mobile from the Marketplace.

PLEASE NOTE: Skype for Business differs from the ordinary Skype. The actual ability to install it is not guaranteed on any device - it depends on the version of operating system, hardware capabilities and available memory.

2. Run Skype for Business. Do nothing within it, just start it.
3. Start browser to go through the link of channel. For initial configuration, it is recommended to use the channel of the plenary session:
The channel will work from 20 April 2020
 - the entrance must be done in guest mode;
 - enter the name under which you will participate the conference.

WORKING IN A CHANNEL

The Conference administration is available at the Plenary Channel (Monday to Friday, 9:30 to 16:30 GMT+5). Section Channels work during the conference according to the schedule. Please talk to administrator through the text chat or contact by email to arrange about a preliminary rehearsal of your presentation.

Registered participants of the conference get rights of speaker at the time of their reports in accordance with the schedule. All participants can ask questions after the report and act upon the discussion in accordance with the regulations.

Detailed instructions is here:

http://eng.imach.uran.ru/conf/Conference_Instruction_en.pdf

INTERNATIONAL ORGANIZING COMMITTEE

Co-Chairmens:

E. S. Gorkunov, Ekaterinburg, Russia

V. E. Panin, Tomsk, Russia

X. Irshik, Linz, Austria

Contact E-mail and Site of Conference

E-mail: conf_mrdmk2020@mail.ru

<http://eng.imach.uran.ru/conf2020/>

Vladimir P.Shveykin

Program Committee Chairman

Phone: +7 (343) 375-25-94

E-mail: shveikin60@mail.ru

Publication questions:

Yulia V. Khudorozhkova,

Phone: +7 (343) 375-35-83

E-mail: khjv@mail.ru

Technical support:

Phone: +7 (343) 268-93-36, +7 (952) 729-7936, +7(912)292-8939

E-mail: imach_conf@uroran.ru